

I: QHOV CHIV NTAWM KEV KAWM OB HOM LUS

Slide 1: A collection of colorful speech bubbles containing the word 'welcome' in various languages: Boozhoo, Bonjour, Bienvenidos, 欢迎, Добро пожаловать, आपका स्वागत है, WILLKOMMEN, Karşılama, NYOB, WELCOME, and ررحب.

Slide 2: A blue triangle with the text 'Lub Rooj Kawm Kev Qhia Ob Hom Lus Rau Tsev Neeg' inside. The left side of the triangle is labeled 'Kev Kawm', the right side is labeled 'Kev Txhawb', and the bottom is labeled 'Kev Koom Tes'. Below the triangle is the text 'USDE Grant: Dual Language and Immersion Pathways to English Learner Success'.

Ua tsaug nej sawv daws tuaj hmo no. Peb cia siab tias nej yuav nyiam thiab txaus siab rau cov kev kawm peb npaj tuaj qhia nej hmo no. Peb sawv daws sib cog kawm mus, yog nej tsis tau taub qhov twg los yeej meem nug.

The Dual Language and Immersion Family Education program is supported by a United States Department of Education grant from the Office of English Language Acquisition.

Lub Rooj Kawm Kev Qhia Ob Hoom Lus Rau Tsev Neeg tau txais kev txhawb ntawm United States Department of Education uas yog ib qhov grant los ntawm Office of English Language Acquisition.

Cov Tsev Kawm Ntawv Uas Tau Sib Koom Tes



Qhia Txog Koj Tus Kheej



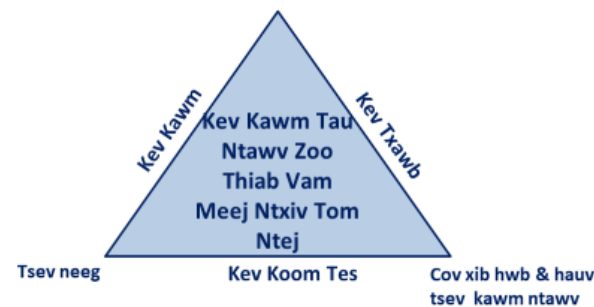
- Qhia koj lub npe
- Muaj pes tsawg tus me nyuam thiab lawv hnub nyoog li cas
- Cov me nyuam lub tsev kawm ntawv
- Hom lus koj tsev neeg siv/hais tom tsev
- Yog vim li cas koj thiaj tuaj koom hmo no

Hais txog ntawm pob nyiaj, lawv muab rau lub tsev kawm ntawv qib siab, University of Minnesota tau muab koj los sib koom tes nrog lwm cov tsev kawm ntawv xws li: Eastern Carver County Schools, Minneapolis Public Schools, Northfield Public Schools, Risen Christ Catholic School, Roseville Area Schools, and Saint Paul Public Schools.

Lub Zeem Muag

Yog kom paub txhawb dag zog thiab qhia txog kev kawm ob hom lus los ntawm kev sib **koom tes**, **kev kawm**, thiab **kev txhawb** tsev neeg.

Tub ntxhais kawm ntawv



Qhov no txhais tau li cas?

- Qhov ib, cov tub ntxhais kawm ntawv, cov tsev neeg, cov xib hwb thiab lwm cov neeg hauv tsev kawm ntawv sib koom tes txhawb kom cov tub ntxhais kawm tau ntawv zoo lawm tom ntej. *Nco cia: taw qhia thiab tham txog 3 lub ces kaum ntawm lub ntsais no.*
- Tseem ceeb heev rau koj ua niam ua txiv txoj kev txhawb koj tus me nyuam txoj kev kawm ob hom lus. Qhov ib, koj yuav tau sib koom tes nrog tsev kawm ntawv, cov xib hwb thiab koj tus me nyuam txoj kev kawm. Kev koom tes zoo tib yam li thaum yus cog lus los npaj pib yus lub neej. Yuav tau sij zog ntso, mob siab, thiab rau siab tshwj yus lub neej kom zoo.
- Qhov 2, koj yuav tau kawm kom paub kom tus me nyuam txoj kev kawm ob hom lus kom zoo zoo thiab meej meej ces koj thiaj paub nug thiab nrhiav kev los pab koj tus me nyuam.
- Qhov 3, yog koj kawm thiab paub zoo txoj koj tus me nyuam txoj kev kawm ces koj muaj lub peem xwm thiab muaj cai mus hais thiab tawm suab los nrhiav kev pab koj tus me nyuam thaum nws kawm ob hom lus. Peb yam hais tag los no yog txoj kev koj tus me nyuam yuav kawm tau zoo thiab vam meej mus lawm tom ntej.

Lub Rooj Kawm Cov Ntsiab Lus

1. Qhov Chiv Ntawm Kev Kawm Ob Hom Lus
2. Kev Paub Hais, Nyeem, thiab Sau Ob Hom Lus
3. Kev Nyuab Los Ntawm Kev Kawm Ob Hom Lus
4. Kev Npaj Kawm Ntawv Qib Siab thiab Ua Hauj Lwm

7

Ntawd no yog plaub lub ntsiab uas yuav muab koj los qhia rau Lub Rooj Kawm no. Peb ntseeg tau thiab vam tias nej yuav tuaj kawm tag nrho plaub lub ntsiab kawm uas peb npaj tau no.

1. Kev kawm ob hom lus no txhais tau li cas? Qhov tseem ceeb ntawm kev kawm ob hom lus yog dab tsi?
2. Kev paub ob hom lus thiab paub sau nyeem ob hom ntawv txhais tau li cas? Yus yuav pab tus me nyuam li cas kom nws paub ob hom lus thiab paub sau nyeem ob hom lus?
3. Cov kev yuav nyuaj rau tus tub ntxhais kawm ntawv thiab lawv tsev neeg muaj li cas thaum lawv xaiv kev kawm ob hom lus.
4. Kev paub ob hom lus thiab paub sau nyeem ob hom lus yuav pab tau koj tus me nyuam li cas rau yav neej pem suab?

Lub Hom Phiaj Hnub No

Kuv tau taub cov ntsiab lus, kev tseem ceeb, thiab kev muaj nuj nqi ntawm kev kawm ob hom lus (DLI).

8

Peb muaj ib lub hom phiaj kom nej paub rau hmo no: Rau kom nej tau tau cov hom phiaj thiab cov ntsiab lus ntawm kev kawm ob hom lus. Peb yuav siv cov tsiaj ntawv “DLI” no los sawv cev rau kawm ntawv ob hom lus. “DLI language” thiab Partner Language” hais txog lus Mev los yog lus Hmoob.

Txoj kev kawm Ob Hom Lus Yog Dab Tsi?



(Adapted from “The Dual Language Umbrella” in U.S. Schools [Howard et al., 2003])

9

Kev kawm ob hom lus yog txoj kev txhawb nqa txhab kev paub ob hom lus- uas kom cov me nyuam paub ob hom lus zoo zoo thiab meej meej ib yam nkaus tsis hais lus Askiv los yog lus Hmoob.

Kev kawm ob hom lus muaj 4 txoj kev kawm nyob rau hauv lub kaus kawm ob hom lus.

- **Indigenous/Heritage language immersion:** Cov kev kawm (Programs) no tsim muaj los cawm los yog ceev cov neeg khab tej lus, tej kev lis kev cai thiab tej txuj ci cia. Lawv tsuas qhib rau cov tub ntxhais kawm ntawv uas yog los ntawm caj ces ntawd xwb. Nyob rau lub xeev Minnesota lawv muaj cov kev kawm cov khab Ojibwe thiab Dakota cov lus.
- **Developmental Bilingual Programs:** Cov kev qhia ob ho lus no pab rau cov tub ntxhais uas txawj hais tib co lus thiab muaj kev li kev cai zoo tib yam – muab piv txwv, lb pab tub ntxhais uas hais lus Mev nyob tom vaj tom tsev. Lawv muaj lub cib fim ceev lawv cov lus cia thiab txhim kho kom lawv cov lus zoo dua qub thaum lawv tab tom kawm Askiv. Nyob hauv xeev Minnesota cov Kev qhia ob hom lus li no puav leej rau neeg Mev xwb.
- **One-Way World Language Immersion:** Qhov kev kawm no yog tsim los qhia cov tub ntxhais uas hom lus lawv tham tom vaj tom tsev yog Askiv. Nyob hauv xeev Minnesota lawv muaj (one-way programs) rau neeg Mev, neeg Fab Kis, neeg Ntsaws Mes Nis, neeg Suav thiab neeg Kaus Lim. Ces thaum kawg no, yog qhov kev kawm (program) uas yuav coj los qhia hmo no.
- Nws yog qhov kev **Kawm Ob Hom Lus (Two-Way Immersion program)** Nws zoo li muab ob qhov kev kawm (developmental bilingual and one-way world language immersion) tso ua ib qhov xwb. Vim nws coj cov tub ntxhais ntawm ob qhov kev kawm no los kawm ua ke – Cov hais lus Askiv thiab cov hais lawv thawj thawj hom lus (Hmong los yog Mev) tom vaj tom tsev. Tsis tas li ntawm kev qhia ntawv rau cov tub ntxhais los yog siv ob hom lus qhia (Askiv thiab Hmong los yog Mev).

Lub Hom Phiaj Ntawm Kawm Ob Hom Lus?

3 K_s

Kawm ntawv tau yooj yim

Keej nyeem, keej sau thiab keej hais ob hom lus

Khaws tau haiv neeg keeb kwm thiab tej kev lis kev cai

10

(Fortune, 2013)

K 1

Kawm ntawv tau yooj yim

11

Peb rov saib peb kawm li cas lawm. Peb lub hom phiaj ntawm kev kawm ob hom lus. Hmo no peb tham txog kev kawm thiab xeem tau ntaub ntawv. Lwm lub lim tiam peb yuav kawm txoj kev paub nyuam, sau, thiab hais ob hom lus. Ua ntej peb xaus hmo no, peb xav hais ob peb lo los txoj kev paub haiv neeg kab li kev cai thiab keeb kwm.

Kawm ntawv tau yooj yim

Raws li yam pom tag los, thaum sawv daws kawm mus txog rau qib nrab (middle school), lawv muab cov me nyuam txoj kev kawm los sib piv. Ntawm ob pawg tub ntxhais kawm



ntawv no, ib pawg yog nyob rau chav kawm ob hom hos ib pawg nyob chav kawm lus Askiv xwb. Thaum muab ob pab no coj los xeem ua ntawv Askiv (Kev ua leb, sau ntawv, nyeem ntawv) pab uas kawm ob hom lus xeem tau zoo tib yam nkaus los yog tseem tau zoo dua zog pawg kawm ib yam lus xwb.

12

(Lindholm-Leary & Genesee, 2014)

Kawm ntawv tau yooj yim



- Tej zaum cov **tub ntxhais hais lus Askiv tom tsev** yuav pom tias lawv yuav ib nyuag poob qab me ntsis ntawm kev nyeem thiab sau ntawv Askiv, tiam sis tom qab kawm lus Askiv 1-2 xyoo ces lawv yuav caum cuag.
- Rau cov me nyuam uas niam thiab txiv siv lus Hmoob tom tsev tiam sis tus me nyuam ho hais lus Askiv, txoj kev poob qab no yuav ntev zog lwm tus.

13

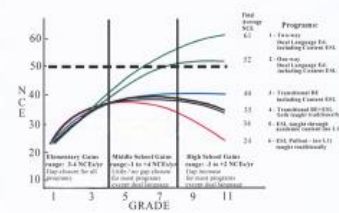
Rau cov tub ntxhais uas hais lus Askiv tom tsev tiam sis niam txiv yog Hmoob thiab kawm lus Askiv tom qab, yuav siv sij hawm ntev me ntsis thiaj li caum cuag.

Hmong-English Dual Immersion

ENGLISH LEARNERS' LONG-TERM K-12 ACHIEVEMENT IN NORMAL CURVE EQUIVALENTS (NCE) ON STANDARDIZED TESTS IN ENGLISH READING COMPARED ACROSS PROGRAM MODELS

Results aggregated from a series of longitudinal studies of well-implemented, entire programs

Program 1: Two-way Dual Language Education (DLE), including Content ESL
 Program 2: One-way Dual Language Education, including ESL, taught through academic content
 Program 3: Transitional Bilingual Ed. (TBE), including ESL, taught through academic content
 Program 4: Transitional Bilingual Ed. (TBE), including ESL, both taught traditionally
 Program 5: ESL, taught through academic content using current approaches with no L1 use
 Program 6: ESL, pull-out - taught by outside non-immersion classroom with no L1 use



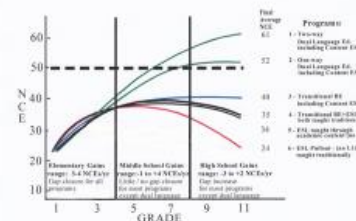
14

Copyright © 2001-2012, W.P. Thomas & V.P. Collier. All rights reserved.

ENGLISH LEARNERS' LONG-TERM K-12 ACHIEVEMENT IN NORMAL CURVE EQUIVALENTS (NCE) ON STANDARDIZED TESTS IN ENGLISH READING COMPARED ACROSS PROGRAM MODELS

Results aggregated from a series of longitudinal studies of well-implemented, entire programs

Program 1: Two-way Dual Language Education (DLE), including Content ESL
 Program 2: One-way Dual Language Education, including ESL, taught through academic content
 Program 3: Transitional Bilingual Ed. (TBE), including ESL, taught through academic content
 Program 4: Transitional Bilingual Ed. (TBE), including ESL, both taught traditionally
 Program 5: ESL, taught through academic content using current approaches with no L1 use
 Program 6: ESL, pull-out - taught by outside non-immersion classroom with no L1 use



15

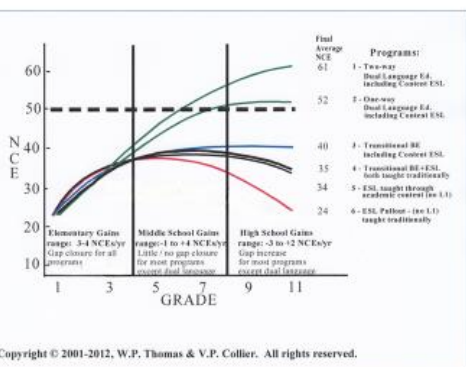
Copyright © 2001-2012, W.P. Thomas & V.P. Collier. All rights reserved.

Keu Ntsuas Cov Tub Ntxhais Kawm Askiv (ELL) Txoj Kev Nyeem Ntawv Tau Zoo

Rau cov tub ntxhais kawm nyob hauv chav ob hom lus, lawv yuav ncuia thiab poob qab me ntsis ntawm txoj kev kawm nyeem ntawv Askiv thaum lawv nyuam qhuav pib mus kawm nyob rau chav ob hom lus. Tiam sis thaum kawm mus txog rau qib 5 los sis 6 ces lawv kawm tau zoo thiab paub tib yam li cov tub ntxhais kawm chav Askiv lawm.

Cov tub ntxhais uas pheej kawm lawm hom lus tauj mus ntxiv lawm tom ntej pom tau tias lawv kawm nyeem ntawv Askiv tau zoo dua cov tub ntxhais nyob rau chav qhia lus Askiv xwb.

Rau cov Hmoob qhia lub rooj kawm: Ib zaum ntxiv, peb yuav muab piv txwv tau tias rau cov me nyuam Hmoob kawm rau chav kawm ob hom lus ces mus txog tim yam yog tias lawv taug tib txoj kev kawm li kev kawm ob hom lus.



Copyright © 2001-2012, W.P. Thomas & V.P. Collier. All rights reserved.

Vim li cas cov kawm tau zoo thiaj li kawm tau zoo?

- Muaj kev txhawb lawv cov lus nyob rau tom tsev kawm ntawv
- Tsev neeg siv lawv cov lus tom tsev los txhawb nws thiab

16

Txoj kev mus kom Kawm ntawv tau Yooj Yim



- Txoj kev yuav tsis daig daig. Nyeem seb tej kev nyuab siab koj yuav ntsib yog dab tsi?
- Pab tawm tswv yim seb thaum ntsib cov kev nyuab siab no, yuav ua dab tsi los pab?

17

Tauj txoj kev paub ob hom lus yeej tsis nyooj yim. Koj thiab koj tus me nyuam yuav raug kev nyuam siab thiab muaj kev txhawj. Nyob rau hmo no thiab lwm lub lim tiam yog peb yuav tuaj kawm thiab sib txhawb cov teeb meem no ua ke.



Thaum koj tus me nyuam nyob Qib 2, tej zaum koj yuav txhawj tias nws pheej tseem tsis tau txawj nyeem ntawv Askiv. Tsis tag lis, nws los tseem pom nws cov phooj ywg nyeem tej phau ntawv Askiv nyuaj dua thiab haib haib ua rau nws xav xav nyeem ntawv zoo ib yam li lawv.

18



Thaum koj tus me nyuam nyob qib 3, nws yuav raug xeem. Koj yuav pom tias nws daim ntawv ntsuas xeem qhia tias nws xeem tau qis dua lwm cov tub ntxhais nyob nws qib uas kawm Askiv.

19

K 2

Keej nyeem, keej sau thiab keej hais ob hom lus

20

Lub hom phiaj thib ob ntawm kev kawm ob hom lus yog kev keej nyeem, keej sau thiab keej hais ob hom lus. Vim yuav muaj ntau yam peb yuav qhia txog lub hom phiaj no, peb yuav siv txoj kev qhia tom ntej no txog qhov no xwb. Yog li, rov tuaj kawm vim tias qhov no tseem ceeb heev.

K 3

Khaws tau haiv neeg keeb kwm thiab tej kev lis kev cai

21

Khaws tau haiv heeg keeb kwm thiab tej kev lis kev cai



- Nyob hauv chav kawm ob hom lus (DLI classroom), txoj kev kawm lus thiab kawm yus keeb kwm ces yeej sib ncab sib naws ua ke.

- Cov tub ntxhais yuav kawm kom sib tau taub, txawj sib txuas lus sib tham nrog lwm tus neeg thiab txawj sib raug zoo nrog lwm pab lwm pawg tsis thaum siv lus Askiv los yog yus hom lus Hmoob.



22

(Australian Children’s Education and Care Quality Authority, 2014)

Paub Coj Kom Haum Xeeb Nrog Lwm Haiv Neeg

3. Feem coob ntawm cov tub ntxhais nyob rau chav kawm ob hom lus txawj coj tus cwj pwm zoo kom los sib haum xeeb ntau duas lwm cov kev qhia kawm ntawv (programs).
4. Cov tub ntxhais hauv chav qhia ob hom lus hais tias muaj 2 yam tseem ceeb rau lawv tus kheej:



- a. Tau kawm ntawv hauv chav qhia ob hom lus.
- b. Lub cib fim uas kev qhia ob hom lus muab rau lawv tau kawm lawv thawj hom lus thiab nthuav lawv lub tswv yim rau ntau txoj kev kawm paub ntaub paub ntawv.

24

(Feinauer & Howard, 2014)

Paub Coj Kom Haum Xeeb Nrog Lwm Haiv Neeg

Ib Txhia Kev Tshawb Fawb Pom:



1. Muaj nuj nqi heev rau cov tub ntxhais kawm nyob chav ob hom lus vim muaj lwm tus tub ntxhais yog lwm haiv thiab paub hais lwm hom lus nrog lawv kawm ua ke.
2. Lawv tus cwj pwm zoo kawm tau hauv chav ob hom lus nyob nrog lawv mus li

23

(Feinauer & Howard, 2014)

Khaws tau haiv heeg keeb kwm thiab tej kev lis kev cai

Txoj kev kawm thiab paub hom lus yus kawm mas yog yuav tsum paub txog haiv neeg ntawd tej kev lis kev cai thiab keeb kwm zoo. Muab piv txwv li, thaum yus ua haiv neeg ntawm tej zaub mov noj ces tsis siv lawv tshwj laj txhiam xwm ces yeej tsis qab thiab tsis xws li haiv neeg ntawd cov zaub mov. Nov ces yog tib yam li muab haiv neeg lawv cov lus zoo thiab muaj kuab tshem tawm ntawm hom lus lawv.



25

(Zart, 2012)

Txoj kev mus kom **Khaws** haiv neeg keeb kwm thiab tej kev lis kev cai



- Txoj kev yuav tsis tus tus. Nyeem seb tej kev nyuab siab koj yuav ntsib yog dab tsi?
- Pab tawm tswv yim seb thaum ntsib cov kev nyuab siab no, yuav ua dab tsi los pab?

26



Thaum koj tus me nyuam nyob qib 4, nws tsis tau paub txog nws tus kheej. Nws pheej xav coj kom nws zoo li cov me nyuam Ameliska thiab. Thaum no, nws tsis xav hais lus Hmoob lawm. Lub sij hawj no, txhua txhua tus me nyuam kawm ntawv yeej coj tus cwj pwm li no.

27

Slide 28: Caij so! Slide 29: DLI BINGO

Cov Ntsiab Hauv Kev Qhia Ob Hom Lus

- **Siv li 50% los ntau tshaj** lus Hmoob coj los qhia ntawv thaum kawm nyob rau qib me.
- **Saib hom lus qhia thiab lawv keeb kwm muaj nuj nqi** nyob rau hauv chav kawm los sis nyob rau hauv lub tsev kawm ntawv.
- **Ob pab tub ntxhais sib npaug zos:** Cov tub ntxhais paub hais lus Askiv xwb thiab cov tub ntxhais hais lawv thawj hom lus, xws li lus Hmoob.



30

(Christian, 2011; Fortune & Tedick, 2008; Hamayan, Genesee & Cloud, 2013)

Cov Ntsiab Hauv Kev Qhia Ob Hom Lus



- Chav ob hom lus siv ntaub ntawv thiab lus ntawm cov tswv yim kev qhia thiab kawm ntawv los coj qhia cov tub ntxhais kawm kom paub thiab tau taub thaum kawm lwm hom lus.

31

(Christian, 2011; Fortune & Tedick, 2008; Hamayan, Genesee & Cloud, 2013)

Nov yog ib cov qauv nyob hauv chav kindergarten daim ntawv qhia txog hnuv uas lawv kawm Hmoob. Tus txheej txheem kawm niaj hnuv txog leb, Cov tub ntxhais kawm ob hom lus kawm txog cov xim, cov zauv, cov hnuv, cov huab cua thiab cov khaub ncaw.

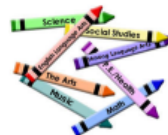
Cov Ntsiab Hauv Kev Qhia Ob Hom Lus



- Siv ob hom lus los qhia nyeem thiab sau ntawv rau txhua tus kawm hauv chav kawm ob hom lus.
- Cov ntaub ntawv qhia xwb li (leb, keeb txuj (science), neeg keeb kwm (social studies) thiab kev nyeem/sau ntawv) yeej qhia rau **txhua txhua tus tub ntxhais** thiab siv **ob hom lus los qhia**; lus Askiv thiab lus Hmoob.
- Muab ob pab tub ntxhais, pab hais lus Hmoob thiab pab hais lus Askiv los kawm ua ke tib lub sij hawj.

(Christian, 2011; Fortune & Tedick, 2008; Hamayan, Genesee & Cloud, 2013)

Cov Ntsiab Hauv Kev Qhia Ob Hom Lus



- Yeej qhia thiab **siv tim yam ntaub ntawv** li leb, kev nyeem thiab sau ntawv, kawm keeb kwm, los sis kawm txog keeb txuj los qhia thiab kawm tib yam li txhua txhua lub tsev kawm ntawv hauv tsoom fww tsev kawm ntawv (district).
- Kev qhia kom paub thiab keeb ces yim siv **lub teb chaw Ameliska thiab lub xeem no txoj kab li kev cai** nyob hauv ntaub ntawv thiab yeej siv **lub tsev kawm ntawv tsoom fww cov ntaub ntawv** muaj los qhia.

(Christian, 2011; Fortune & Tedick, 2008; Hamayan, Genesee & Cloud, 2013)

Cov Ntsiab Hauv Kev Qhia Ob Hom Lus



- xib hwb thiab tub ntxhais kawm ntawv yuav tau siv lus Hmoob ntau thaum sij hawm kawm ntawv Hmoob.

(Christian, 2011; Fortune & Tedick, 2008; Hamayan, Genesee & Cloud, 2013)

Kev tshawb fawb hais txog ntawm kev kawm ob hom lus pom tau tias thaum qhia ntawv, peb yuav tau siv lus Hmoob kom xwm yeem txhob hloov mus hloov los thiaj kawm tau. Peb yuav tau muab qhov kev qhia ntawv Hmoob saib hlob, xyuas kom rau nqis, thiab nrog tiv thaiv kom zoo. Cov tub ntxhais kawm ntawv YEEJ yuav tsum txawj lus Askiv xwb xwb—Qhov tsis yooj yim yog tsim kom tau cov ntaub ntawv Hmoob los qhia nyob rau hauv tsev kawm ntawv. Tsis yooj yim tib yam nkaus rau cov tub ntxhais hais Hmoob lus.

Tic-Tac-Toe! Koj paub npaum li cas?



1. Muab koj cov ntawv khwb.
2. Tus coj/thawj nyeem daim ntawv. Txhua leej hauv pab pawg ntawd,txiav txim siab ua ke tias daim ntawv ntawd hais tseeb los cuav.
3. Yog tseeb ces kos lub O rau ib lub thawv. Yog cuav ces kos tus X rau ib lub thawv.
4. Yog koj tau 3 qhos (peb lub O los yog 3 tug X) sib cab daws qhia hais tias koj tau Tic-Tac-Toe! Tiam sis txhab ntxiv mus kom tag.

Ua tsaug rau koj tuaj koom peb hmo no Thiab rau koj txoj kev los koom tes nrog peb!

Thov mus teb cov lus soj ntsuam uas yuav qhia tau rau peb tias koj kawm tau dab tsi thiab ua li peb ho yuav ua li cas thiaj li ua kom txoj kev kawm no zoo tshaj qhov qub.



Slides 36 – 37: Tic-Tac-Toe

Cov Ntaub Ntawv Tshawb Fawb Siv Los Qhia (References)

ACTFL – American Council on the Teaching of Foreign Languages. (2012). *ACTFL proficiency guidelines*. Alexandria, VA: ACTFL. Available at: <http://actflproficiencyguidelines2012.org/>.

Australian Children’s Education and Care Quality Authority (ACECQA). (2014). *What does it mean to be culturally competent?* Retrieved from <https://wehearyou.acecqa.gov.au/2014/07/10/what-does-it-mean-to-be-culturally-competent/>.

Center for Applied Linguistics. (2005). *The two-way immersion toolkit*. Retrieved from <http://www.cal.org/twji/>.

Center for Applied Second Language Studies. (2013). *What levels of proficiency do immersion students achieve?* Retrieved from <https://casls.uoregon.edu/wp-content/uploads/pdfs/enquestions/TBQImmersionStudentProficiencyRevised.pdf>.

Christian, D. (2011). Dual language education. In E. Hinkel (Ed.), *Handbook of research in second language teaching and learning*. Vol. II (pp. 3–20). NY: Routledge.

Feinauer, E., & Howard, E.R. (2014). Attending to the third goal: Cross-cultural competence and identity development in two-way immersion programs. *Journal of Immersion and Content-Based Language Education*, 2(2), 257–272.

Fortune, T.W., & Tedick, D.J. (2008). One-way, two-way, and indigenous immersion: A call for cross-fertilization. In T. W. Fortune, & D. J. Tedick (Eds.), *Pathways to multilingualism: Evolving perspectives on immersion education*. (pp. 3–21). Clevedon, England: Multilingual Matters, Ltd.

Genesee, F. (1987). *Learning through two languages: Studies of immersion and bilingual education*. Cambridge, MA: Newbury House.

Genesee, F. (2007). Top ten most consistent findings from research on foreign language immersion. *The ACIE Newsletter*, 10(3), 7 & 10.

Hamayan, E., Genesee, F., & Cloud, N. (2013). *Dual language instruction from A to Z*. Portsmouth, NH: Heinemann.

Cov Ntaub Ntawv Tshawb Fawb Siv Los Qhia (References)

Howard, E.R., Olague, N., & Rogers, D. (2003). *The dual language program planner: A guide for designing and implementing dual language programs* (p. 3). Washington, DC & Santa Cruz, CA: Center for Research on Education, Diversity & Excellence.

Lindholm-Leary, K.J. (2001). *Dual language education*. Clevedon, UK: Multilingual Matters.

Lindholm-Leary, K.J. (2007). Top ten research findings on minority language learners in two-way immersion programs. *The ACIE Newsletter*, 10(3), 9 & 12.

Thomas, W.P., & Collier, V.P. (2002). *A national study of school effectiveness for language minority students’ long-term academic achievement*. Santa Cruz, CA: Center for Research on Education, Diversity and Excellence, University of California-Santa Cruz. Retrieved from <http://cmmr.usc.edu/CollierThomasComplete.pdf>.

Thomas, W.P., & Collier, V.P. (2012). *Dual language education for a transformed world*. Albuquerque, NM: Dual Language Education of New Mexico and Fuente Press.

Zart, B. (2012). *The importance of culture in language learning*. Retrieved from <https://billzart.wordpress.com/2012/03/04/the-importance-of-culture-in-language-learning/>.

LUS TEB



- Rov qhia rau koj tus me nyuam kom nws nco tias muaj nuj nqis heev, yog nws txawj nyeem lwm hom lus.
- Yog koj tus menyuam muaj kev ntxhov siab vim nws nyeem tsis tau tej phau ntawv ua lus Askis, ces koj yuav tsum los nrog nws nyeem ua ke yog koj paub, los siv mus qiv cov ntawv kaw suab tom tsev qiv ntawv los mloog ua ke.
- Tiam sis yeej meem txhawb kom nws nyeem ntawv Hmoob thiab ua qhia koj tus me nyuam tias koj nyiam nyiam cov phau ntawv uas nws txawj nyeem.

18



- Nco tias yuav siv sij hawm ua ntej koj pom tus me nyuam txoj kev txawj ntawv tshwm sim.
- Koj yuav tau nkag siab tias txoj kev koj tus me nyuam taug yog nws yuav paub nyeem, sau, thiab hais ob hom lus. Nco ntsoov tias txoj kev ntsuas no lawv tsis ntsuas txog tus me nyuam txoj kev paub hom lus lawv tsuas ntsuas sab Askiv xwb.

19



Kev tshawb fawb qhia tias cov me nyuam kawm ob hom lus, tsis hais yam lus twg. Lawv xum hais lus Askiv. Thaum lawv kawm mus rau qib siab lawm los lawv tseem xum siv lub Askiv xwb. Cov niam thiab txiv txoj hauj lwm ces yog txhawb thiab nco ntsoov qhia kev muaj nuj nqis ntawm kev paub ob hom lus.

27

Cov Kws Sau

University of Minnesota:

- Maureen Curran-Dorsano
- Diane J. Tedick
- Corinne Mathieu

Ua tsaug tshwj xeeb rau peb cov txhais ntaub ntawv:

- Bounthavy Kiatoukaysy
- See Pha Vang
- May Lee Xiong
- Phoua Yang

thiab rau peb tus los tawm tswv yim txhim kho:

Edward M. Olivos,
University of Oregon

Cov neeg pab tsim cov lus qhia no

- Amanda Lea (Eastern Carver County)
- Cathy Camarena (St. Paul)
- Teresa Chavez (Roseville)
- Carolina DuFault (Risen Christ)
- Tara W. Fortune (UMN)
- Leticia Guadarrama (Minneapolis)
- Laura Hofer (Richfield)
- Bounthavy Kiatoukaysy (St. Paul)
- Corina Pastrana (Minneapolis)
- Melissa Richards de Campaña (St. Paul)
- Anita Sasse (Northfield)
- Kate Trexel (UMN)
- Megan Unger (Minneapolis)

41